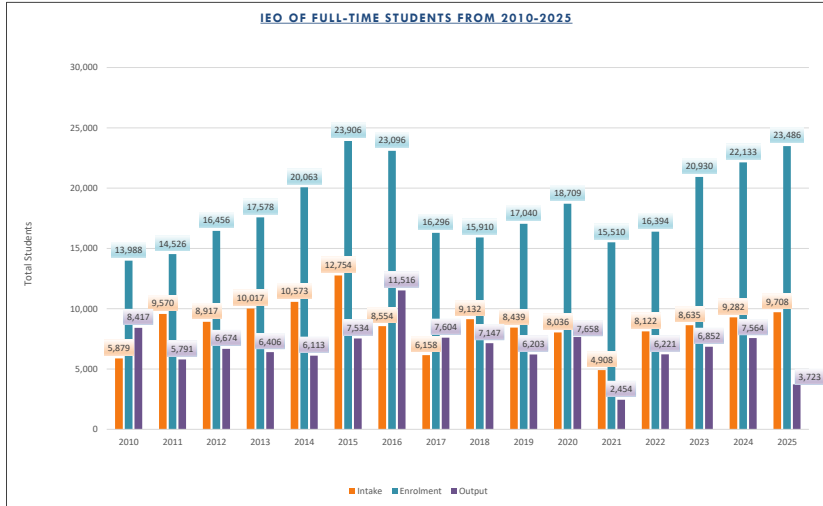
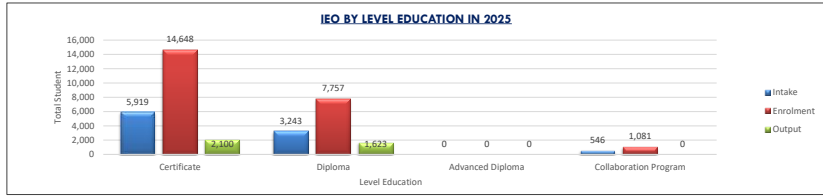


Input, Enrolment and Output (IEO) of Full-Time Students from 2010-2025

Year	Intake	Enrolment	Output
2010	5,879	13,988	8,417
2011	9,570	14,526	5,791
2012	8,917	16,456	6,674
2013	10,017	17,578	6,406
2014	10,573	20,063	6,113
2015	12,754	23,906	7,534
2016	8,554	23,096	11,516
2017	6,158	16,296	7,604
2018	9,132	15,910	7,147
2019	8,439	17,040	6,203
2020	8,036	18,709	7,658
2021	4,908	15,510	2,454
2022	8,122	16,394	6,221
2023	8,635	20,930	6,852
2024	9,282	22,133	7,564
2025	9,708	23,486	3,723



Year	2025		
Level Education	Intake	Enrolment	Output
Certificate	5,919	14,648	2,100
Diploma	3,243	7,757	1,623
Advanced Diploma	0	0	0
Collaboration Program	546	1,081	0
Total	9,708	23,486	3,723



Input, Enrolment and Output (IEO) of Full-Time Students from 2018-2024 (By Level)

Year / Level	2020			2021			2022			2023			2024		
	Intake	Enrolment	Output	Intake	Enrolment	Output	Intake	Enrolment	Output	Intake	Enrolment	Output	Intake	Enrolment	Output
Certificate	4,472	10,978	5,589	3,268	9,374	845	5,188	10,549	3,400	5,284	13,482	4,269	5,772	14,067	4,658
Diploma	3,277	7,211	1,855	1,572	5,872	1,519	2,686	5,415	2,706	3,142	6,924	2,437	3,326	7,585	2,846
Advanced Diploma	14	55	19	2	35	6	0	13	15	0	6	4	0	0	0
Collaboration Program	273	465	195	66	229	84	248	417	100	209	518	142	184	481	60
Total	8,036	18,709	7,658	4,908	15,510	2,454	8,122	16,394	6,221	8,635	20,930	6,852	9,282	22,133	7,564

Source: Training Management Division (Intake & Enrolment), Technical Control Division (Output)

Pegawai Latihan Vokasional Scheme (PLV/PPLV)

Category	Position	Total	Fill	Vacant	%
Pegawai Latihan Vokasional Scheme (PLV/PPLV)	Kumpulan P&T	1	0	1	0.00%
	Kumpulan P&P	813	699	113	85.98%
	Kumpulan Pelaksana	1,584	1,368	216	86.36%
	Total	2,398	2,067	330	86.20%

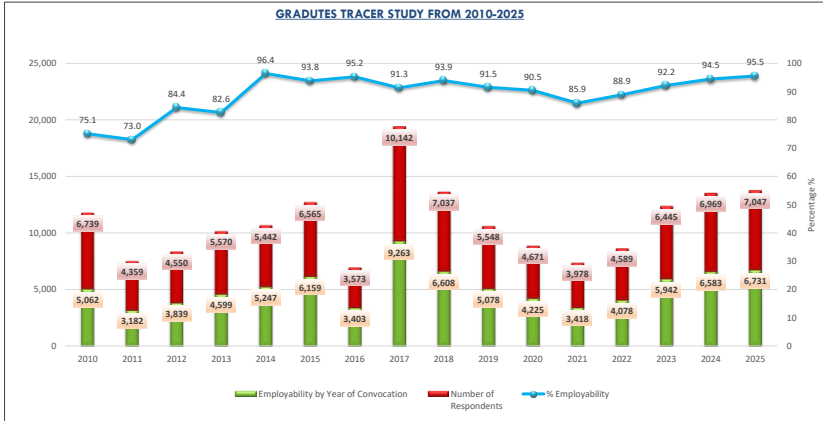
Source: Human Resource Division

Level of Education

Category	Position	PHD	Sarjana	Ijazah	Diploma	SPM/SKM	Total
Instructor with High Education Level	Pengurusan	5	16	67	0	0	88
	PLV	7	112	470	22	0	611
	PPLV	0	8	194	1050	63	1315
	Pem.PPLV	0	0	0	15	38	53
	Total	12	136	731	1087	101	2067

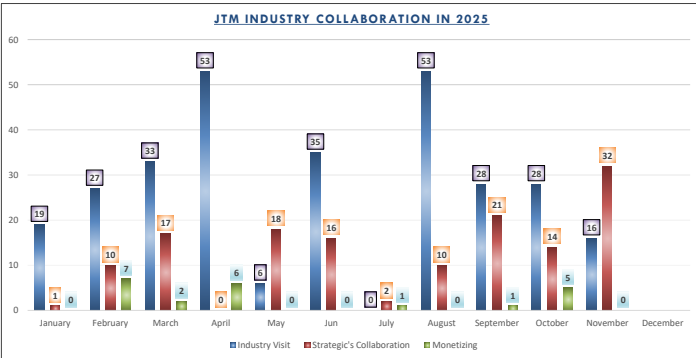
Graduates Tracer Study from 2010-2025

Year	Number of Respondents	Employability by Year of Convocation	% Employability
2010	6,739	5,062	75.1
2011	4,359	3,182	73.0
2012	4,550	3,839	84.4
2013	5,570	4,599	82.6
2014	5,442	5,247	96.4
2015	6,565	6,159	93.8
2016	3,573	3,403	95.2
2017	10,142	9,263	91.3
2018	7,037	6,608	93.9
2019	5,548	5,078	91.5
2020	4,671	4,225	90.5
2021	3,978	3,418	85.9
2022	4,589	4,078	88.9
2023	6,445	5,942	92.2
2024	6,969	6,583	94.5
2025	7,047	6,731	95.5



Industry Collaboration 2025

Month	Industry Visit	Strategic's Collaboration	Monetizing
January	19	1	0
February	27	10	7
March	33	17	2
April	53	0	6
May	6	18	0
June	35	16	0
July	0	2	1
August	53	10	0
September	28	21	1
October	28	14	5
November	16	32	0
December			
Total	298	141	22



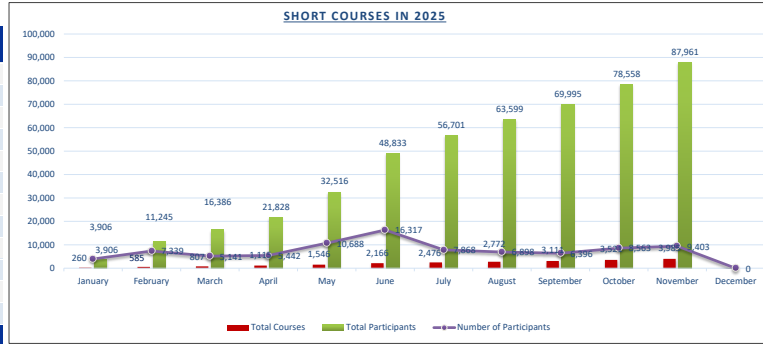
Industrial Visits in 2016-2025

Year	No. Visit
2016	722
2017	653
2018	550
2019	490
2020	255
2021	101
2022	391
2023	248
2024	274
2025	298
Total	3,982

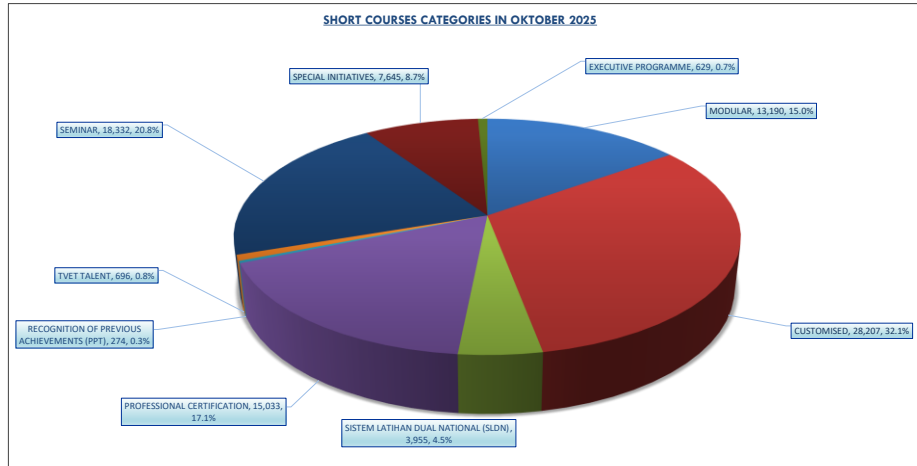
Source: Planning and Research Division (Employability) and Technical Control Division (Industry Collaboration)

Short Courses in 2025

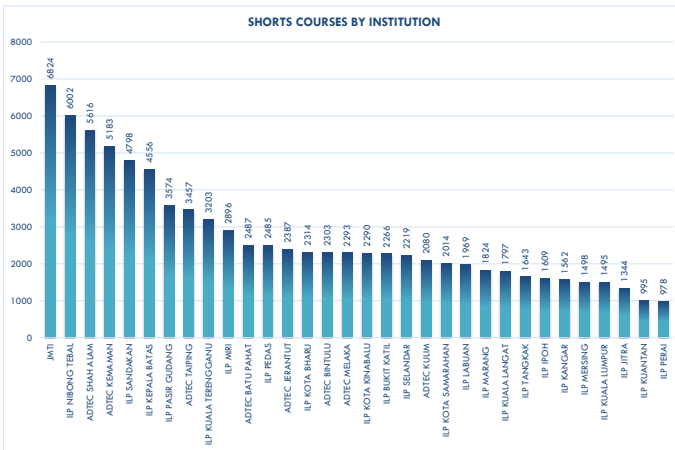
Month	Number of Courses	Total Courses	Number of Participants	Total Participants
January	260	260	3,906	3,906
February	325	585	7,339	11,245
March	222	807	5,141	16,386
April	308	1,115	5,442	21,828
May	431	1,546	10,688	32,516
June	620	2,166	16,317	48,833
July	310	2,476	7,868	56,701
August	296	2,772	6,898	63,599
September	339	3,111	6,396	69,995
October	410	3,521	8,563	78,558
November	464	3,985	9,403	87,961
December				
Total	3,985		87,961	



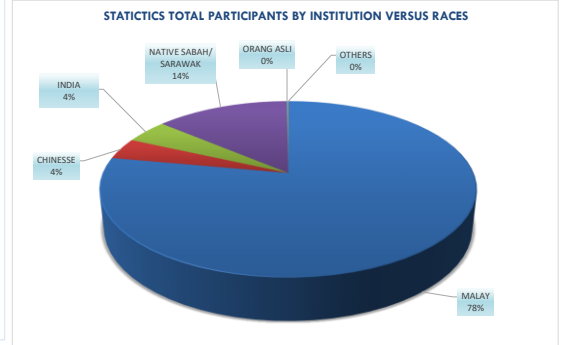
Short Courses Categories	Number Of Participants	Percentage
MODULAR	13,190	15.0%
CUSTOMISED	28,207	32.1%
SISTEM LATIHAN DUAL NATIONAL (SLDN)	3,955	4.5%
PROFESSIONAL CERTIFICATION	15,033	17.1%
RECOGNITION OF PREVIOUS ACHIEVEMENTS (PPT)	274	0.3%
TVET TALENT	696	0.8%
SEMINAR	18,332	20.8%
SPECIAL INITIATIVES	7,645	8.7%
EXECUTIVE PROGRAMME	629	0.7%
Total	87,961	100.0%



Customised is the most popular category in October by 32.1%.

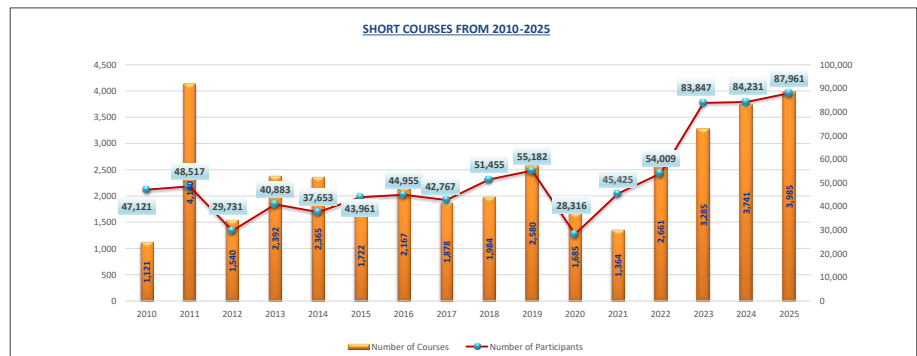


RACE	MALAY	CHINESE	INDIA	NATIVE SABAH/SARAWAK	ORANG ASLI	OTHERS	TOTAL
PARTICIPANTS	68,532	3,447	3,848	11,975	92	67	87,961



Short Courses from 2010-2025

Year	Number of Courses	Number of Participants
2010	1,121	47,121
2011	4,140	48,517
2012	1,540	29,731
2013	2,392	40,883
2014	2,365	37,653
2015	1,722	43,961
2016	2,167	44,955
2017	1,878	42,767
2018	1,984	51,455
2019	2,580	55,182
2020	1,685	28,316
2021	1,364	45,425
2022	2,661	54,009
2023	3,285	83,847
2024	3,741	84,231
2025	3,985	87,961

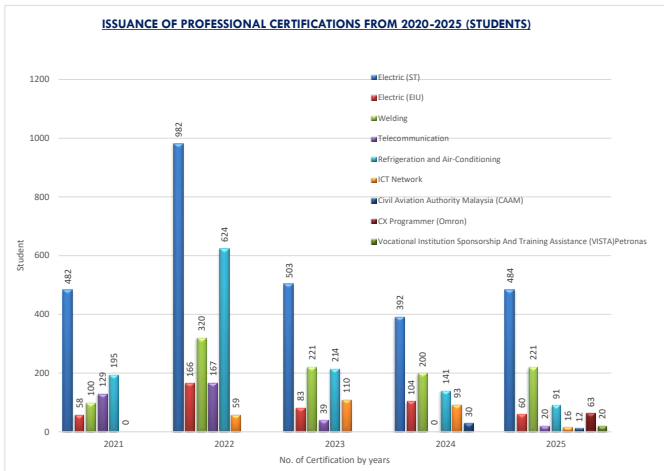


2025 statistics (Number of Courses and Number of Participants) were the highest since 2012.

Source: Planning and Research Division (Employability) and Technical Control Division (Industry Collaboration)

Issuance of Professional Certifications from 2020-2025 (Students)

Type of Certifications	Number of Certifications in 2021	Number of Certifications in 2022	Number of Certifications in 2023	Number of Certifications in 2024	Number of Certifications in 2025
Electric (ST)	482	982	503	392	484
Electric (EIU)	58	166	83	104	60
Welding	100	320	221	200	221
Telecommunication	129	167	39	0	20
Refrigeration and Air-Conditioning	195	624	214	141	91
ICT Network	0	59	110	93	16
Civil Aviation Authority Malaysia (CAAM)				30	12
CX Programmer (Omron)					63
Vocational Institution Sponsorship And Training Assistance (VISTA) Petronas					20
Total	964	2,318	1,170	960	987



Source: Technical Control Division



Professional Certification in 2025

Month	Number of Instructors
January	0
February	1
March	10
April	41
May	13
June	10
July	51
August	44
September	10
October	5
November	0
December	0
TOTAL	175

Industrial Attachment Programme in 2025

Month	Number of Instructors	Number of Industries
January	4	4
February	4	4
March	9	9
April	13	13
May	23	23
June	24	24
July	20	16
August	12	12
September	10	9
October	3	3
November	0	0
December	0	0
TOTAL	122	117

Industrial Attachment Programme in 2016-2025

Year	No. of Instructors	No. of Industries
2016	50	-
2017	44	-
2018	75	-
2019	65	52
2020	57	52
2021	24	23
2022	64	51
2023	67	61
2024	78	78
2025	122	117
TOTAL	646	434

